

# Information

Información

# Wellesley Supplemental Service S4

Effective September 3, 2017



## How to Read the Timetables

Select the schedule for the day and direction you are traveling. Select the timepoint stop closest to your boarding point along the top of the schedule. Read down the column to the time you want to begin traveling. Follow the same method to determine the arrival time at your destination. All times are approximate.

Exact fare is required. Bus fareboxes accept CharmCards, coins, dollar bills, and Day, Weekly, and Monthly passes. Two children under 6 years of age may ride free when accompanied by a full fare paying passenger. Some routes offer supplemental service; see [mta.maryland.gov](http://mta.maryland.gov) for supplemental schedules.

## Cómo leer los horarios

Seleccione el horario del día y su destino. Seleccione la parada programada más cercana al lugar donde se subirá en la parte superior del horario. Lea hacia abajo la columna hasta la hora en la que quiere comenzar a viajar. Siga el mismo método para determinar la hora de llegada en su destino. Todas las horas son aproximadas.

Se exige la tarifa exacta. Las máquinas de los autobuses aceptan CharmCards, monedas, billetes de dólar y pases diarios, semanales y mensuales. Dos niños menores de 6 años pueden viajar gratis acompañados de un pasajero que paga la tarifa total. Algunas rutas ofrecen servicios adicionales; visite [mta.maryland.gov](http://mta.maryland.gov) para consultar los horarios adicionales.

For more information, or to request this document in an alternate format or translated into another language, please contact the department listed below.

Para mayor información o para solicitar este documento en un formato alternativo o traducido a otro idioma, por favor contacte el departamento enlistado abajo.

欲了解更多信息或欲索取另一种格式或译成其它语言的本文档，请联系下列部门。

Pour plus d'informations, ou pour obtenir ce document sous un format différent ou traduit dans une autre langue, veuillez contacter le département indiqué ci-dessous.

더 자세한 정보가 필요하시거나, 이 문서에 대한 다른 형식의 복사본 또는 다른 언어로 번역된 복사본이 필요하시면 아래 기재된 부서로 문의하시기 바랍니다.

Para sa higit na impormasyon, o para hilingin ang dokumentong ito na nasa panghaliling format o nakasaling-wika sa iba pang wika, mangyaring kontakin ang departamentong nakalista sa ibaba.

Для получения дополнительной информации или запроса этого документа в альтернативном формате либо в переводе на другой язык, просьба связаться с указанным отделом.

### MTA Transit Information Contact Center

Agents available Monday - Friday, 6:00 AM - 7:00 PM

410-539-5000 • 866-743-3682 • TTY 410-539-3497 • Maryland Relay Users Dial 7-1-1

MTA Police (24/7) • 410-454-7720

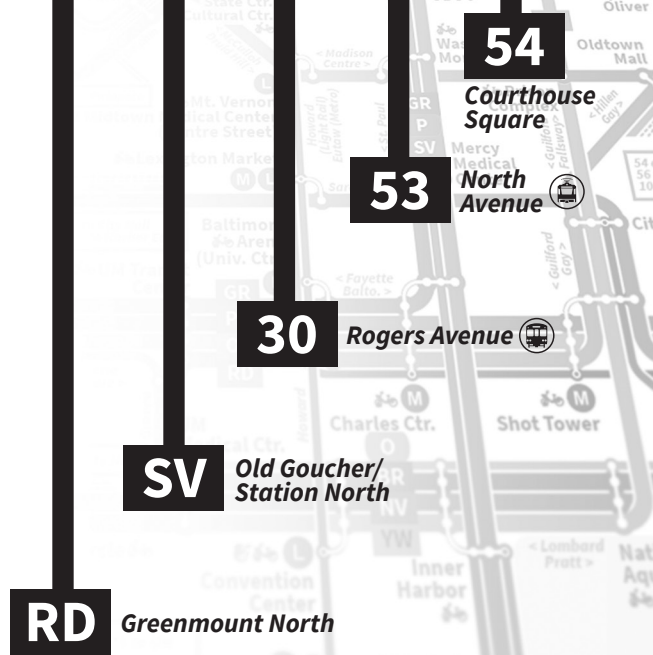
Mobility Service • 410-764-8181

09/03/2017

Weekdays Peak Only  
September through Mid-June

ESPAÑOL

**Wellesley:**  
Achievement Academy  
Friendship Academy  
Reginald Lewis High School



MARYLAND DEPARTMENT OF TRANSPORTATION  
MARYLAND TRANSIT ADMINISTRATION

[mta.maryland.gov](http://mta.maryland.gov)

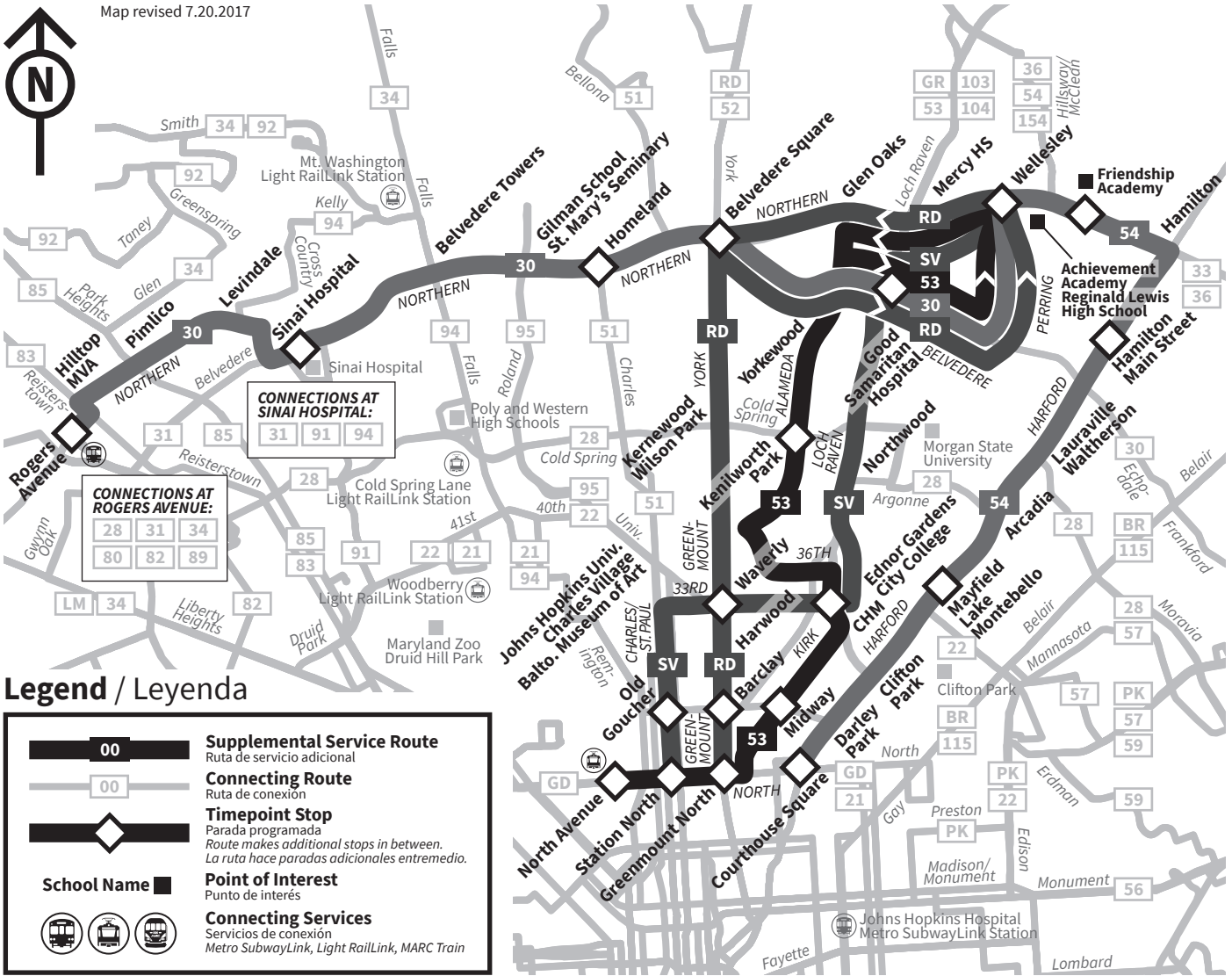
866-RIDE-MTA



# Area Map

Wellesley Supplemental Service

Map revised 7.20.2017



# Schedules / Horarios

## Weekdays

Inbound to Wellesley  
Días de la semana / Con llegada de Wellesley

## Weekdays

Outbound to Various Points  
Días de la semana / Con salida a varios puntos

**RD**

	<input type="checkbox"/> Trip is on this route...	<input type="checkbox"/> Greenmount North Greenmount & North	<input type="checkbox"/> Barclay Greenmount & 25th	<input type="checkbox"/> Waverly Greenmount & 25th	<input type="checkbox"/> Belvedere Square York & Northern	<input type="checkbox"/> Wellesley Achievement Academy	<input type="checkbox"/> Wellesley Reginald Lewis High School	
		7:12	7:15	7:19	7:31	-	7:45	AM
		7:42	7:45	7:49	8:01	8:20	-	AM
		7:44	7:47	7:51	8:03	8:22	-	AM

**RD**

	<input type="checkbox"/> Trip is on this route...	<input type="checkbox"/> Wellesley Reginald Lewis High School	<input type="checkbox"/> Wellesley Achievement Academy	<input type="checkbox"/> Waverly Greenmount & 25th	<input type="checkbox"/> Barclay Greenmount & 25th	<input type="checkbox"/> Greenmount North Greenmount & North	
		3:00	-	3:19	3:22	3:27	PM
		-	3:35	4:01	4:05	4:09	PM
		-	3:37	4:03	4:07	4:11	PM

**SV**

	<input type="checkbox"/> Trip is on this route...	<input type="checkbox"/> Old Goucher Charles & 25th	<input type="checkbox"/> Waverly 33rd & Old York	<input type="checkbox"/> Wellesley Achievement Academy	<input type="checkbox"/> Wellesley Reginald Lewis High School	
		7:22	7:34	-	7:52	AM
		7:45	7:53	8:14	-	AM

**SV**

	<input type="checkbox"/> Trip is on this route...	<input type="checkbox"/> Wellesley Reginald Lewis High School	<input type="checkbox"/> Wellesley Achievement Academy	<input type="checkbox"/> Waverly 33rd & Greenmount	<input type="checkbox"/> Station North St. Paul & North	
		3:05	-	3:36	3:43	PM
		-	3:35	4:06	4:13	PM

**30**

	<input type="checkbox"/> Trip is on this route...	<input type="checkbox"/> Rogers Avenue Metro SubwayLink Station	<input type="checkbox"/> Signal Hospital Belvedere & Lanier	<input type="checkbox"/> Belvedere Square Northern & York	<input type="checkbox"/> Good Samaritan Hosp. Belvedere & Loch Haven	<input type="checkbox"/> Wellesley Reginald Lewis High School	
		7:12	7:25	7:37	7:44	7:52	AM

**30**

	<input type="checkbox"/> Trip is on this route...	<input type="checkbox"/> Wellesley Reginald Lewis High School	<input type="checkbox"/> Belvedere Square Northern & York	<input type="checkbox"/> Homeland Northern & Charles	<input type="checkbox"/> Signal Hospital Belvedere & Lanier	<input type="checkbox"/> Rogers Avenue Metro SubwayLink Station	
		3:05	3:20	3:23	3:36	3:52	PM

**53**

	<input type="checkbox"/> Trip is on this route...	<input type="checkbox"/> North Avenue Light Rail/Link Station	<input type="checkbox"/> Greenmount North North & Greenmount	<input type="checkbox"/> Midway Kirk & Bonaparte	<input type="checkbox"/> City College Alameda & 33rd	<input type="checkbox"/> Kenilworth Park Alameda & Coldspring	<input type="checkbox"/> Wellesley Achievement Academy	<input type="checkbox"/> Wellesley Reginald Lewis High School	
		7:06	7:13	7:16	7:23	7:32	-	7:45	AM
		7:11	7:18	7:21	7:28	7:37	-	7:50	AM
		7:43	7:47	7:50	7:56	8:05	8:19	-	AM
		7:45	7:49	7:52	7:58	8:07	8:21	-	AM

**53**

	<input type="checkbox"/> Trip is on this route...	<input type="checkbox"/> Wellesley Reginald Lewis High School	<input type="checkbox"/> Wellesley Achievement Academy	<input type="checkbox"/> Kenilworth Park Alameda & Coldspring	<input type="checkbox"/> City College Alameda & 33rd	<input type="checkbox"/> Midway Kirk & Bonaparte	<input type="checkbox"/> Greenmount North North & Greenmount	<input type="checkbox"/> North Avenue Light Rail/Link Station	
		3:05	-	3:22	3:30	3:36	3:39	3:45	PM
		3:07	-	3:24	3:32	3:38	3:41	3:47	PM
		-	3:35	3:50	3:58	4:02	4:12	4:18	PM
		-	3:37	3:52	4:00	4:04	4:14	4:20	PM

**54**

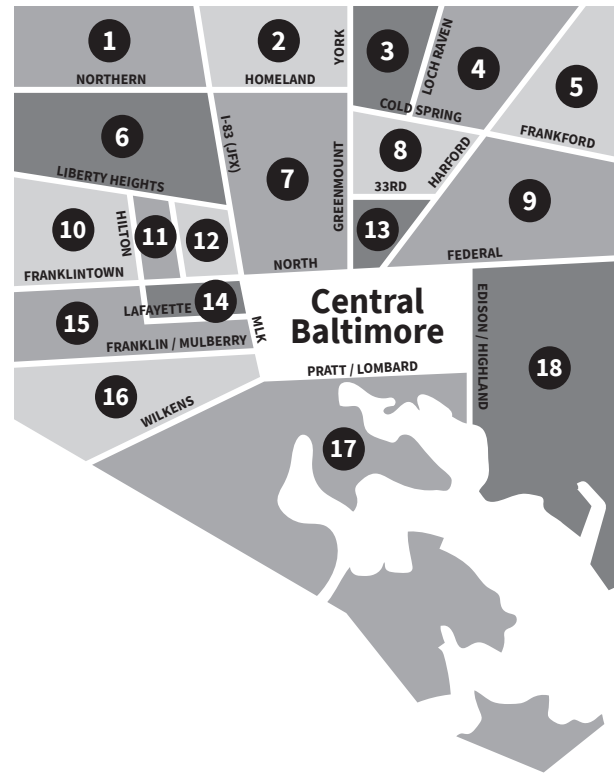
	<input type="checkbox"/> Trip is on this route...	<input type="checkbox"/> Wellesley Friendship Academy	<input type="checkbox"/> Wellesley Achievement Academy	<input type="checkbox"/> Hamilton Main Street Harford & Old Harford	<input type="checkbox"/> Mayfield Harford & Chesterfield	<input type="checkbox"/> Courthouse Square 20th & Curtin	<input type="checkbox"/> Courthouse Square Aisquith & North	
		3:05	-	3:15	3:25	3:28	3:34	PM
		-	3:35	3:49	3:59	4:02	4:08	PM

# Baltimore City Supplemental Service Guide

## Guía de servicio adicional de la ciudad de Baltimore

Use the table to find which supplemental routes serve your school.  
Use la tabla para encontrar las rutas alternativas que llevan a su escuela.

If you go to school in this area on the map...	...the following schools in that area will be served by supplemental routes...	...so look for these route numbers and destinations when traveling to school:	See this brochure for more information:
1	Forest Park High School	LM, 31, 83, 85 to Fallstaff	S1
2	Roland Park Middle School	30, 31, 94, 95 to Roland Park	S2
3	Baltimore Collegiate School for Boys Bancker Blake Academy Lillie May Carroll Jackson School	RD, 53 to Kenilworth Park	S3
4	Achievement Academy Friendship Academy Reginald Lewis High School	RD, SV, 30, 53, 54 to Wellesley	S4
5	City Neighbors High School	BR, 54 to Waltherson	S5
6	KIPP Harmony Academy	31, 91 to Greenspring	S6
7	Baltimore Polytechnic Institute Western High School	22, 28, 30, 33, 38, 94 to Medfield	S7
8	Mergenthaler Vocational-Technical High School (MERVO)	GR, 22, 53, 54 to Ednor Gardens	S8
9	ACCE Academy Reach Partnership School Vanguard Collegiate Middle School	BR, 22, 54 to Clifton Park or Moravia	S9
10	KASA Middle/High School	PR, 80 to Walbrook Junction	S10
11	Connexions School for the Arts Bard Early College High School	GD, LM, 26 to Hanlon Park	S11
12	Coppin Academy Frederick Douglass High School	GD, 29 to Coppin Heights	S12
13	Baltimore City College Stadium School	SV, 22, 53 to Coldstream Homestead Montebello	S13
14	Carver Vocational-Technical High School Calverton Middle School	GD, 26, 82, 85 to Easterwood	S14
15	Augusta Fells Savage Institute of Visual Arts Edmondson Westside High School	OR, BL, PR, 78 to Edmondson Village or Harlem Park	S15
16	Green Street Academy	BL, PR, 29 to St. Josephs	S16
17	Digital Harbor High School Francis Scott Key Middle School	BR, OR, BL, SV, 71, 94 to Federal Hill	S17
18	Patterson High School	OR, NV, 21, 22, 59 to Joseph Lee	S18



Supplemental service augments regularly-scheduled service on routes that see high passenger volumes during peak periods. It does not operate on weekends or vacations when school is not in session. See the individual schedules for the routes in this brochure for more information on their regular service. **Supplemental service is always open to the general public. Regular fares and policies apply (see back cover).**

El servicio adicional incrementa el servicio programado de forma regular en las rutas que presentan altos volúmenes de pasajeros durante las horas pico. El servicio no se presta los fines de semana ni durante las vacaciones, cuando no hay actividad escolar. Consulte en este folleto los horarios individuales de las rutas para obtener mayor información sobre su servicio regular. **El servicio adicional siempre está abierto al público general. Se aplican políticas y tarifas regulares (vea la contraportada).**